

# JOYFUL READING

## Reading Success at Home - Helpful Tips for Families

### Memorizing is part of the process

Hearing a favourite book over and over again helps students to memorize the text and become a better reader!

### Choice

Students are more motivated to read material that they are interested in.

The best book is the one your child wants to read.

### Meaning over perfection

Think about what word would make sense in a sentence rather than spending too much time sounding out words.

40% to 50% of English language words **can not** be sounded out.

## BEFORE READING



### 1. Look at the title

and talk about what you think the book will be about. Wondering what will happen is a great way to create curiosity!

### 2. Look at all the pictures in the book before reading. Ask:

What do you think is happening?

What do you wonder?

As you talk you can use some of the words that are in the story.





## Correcting mistakes

Students use many thinking strategies when reading. As you listen to your child read, **ignore** any mistakes that still make sense (home for house or bug for insect). They may be putting clues together from pictures and what sounds right.

## Confidence

Interrupting frequently to correct mistakes disrupts the flow and fluency of the reader. It can also wear on the confidence of the student as a reader. Give them time to process and solve the problem themselves.

## Pause-Prompt-Praise

If a student makes a mistake that DOES NOT make sense:

**Pause** - Give time to solve the problem

**Prompt** - If no attempt to correct the mistake is made ask: Does that make sense? Does that sound right? Does that look right?

**Praise** - Praise your child for self-correcting and reading smoothly.

## DURING READING

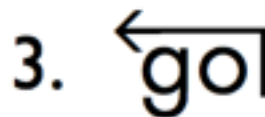
If your child needs help with a word during reading, try one of these strategies:



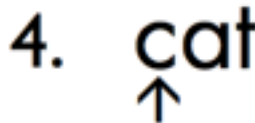
Look at the picture for clues



Think about what would make sense?




Go back and read again



Say the first sound and see what word pops out



Look for little words in the big word



Skip the word, read on, then go back. What makes sense now?

Images from *Catching Readers Before They Fall*, Pat Johnson & Katie Keier, 2010

## AFTER READING

**Talk** about the book. **ASK:**

What would you have done in that situation?

What did you learn? **Share** your thoughts and opinions too!

Adapted material from Reading Success at Home SD 73 Kamloops/Thompson